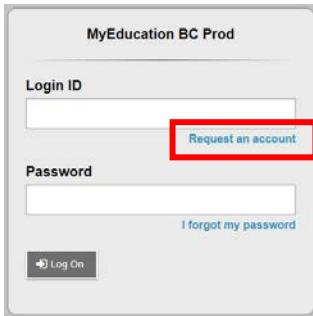


# New Parent Account Creation in MyEducation BC

Go to this website: [www.myeducation.gov.bc.ca/aspn](http://www.myeducation.gov.bc.ca/aspn) Note: If you already have a child in school, making an account for online registration requires an email address that was not previously used. New families to the district can use any email address. The Fillable PDF Form or the Printed Form may also be used for Kindergarten registration.



MyEducation BC Prod

Login ID

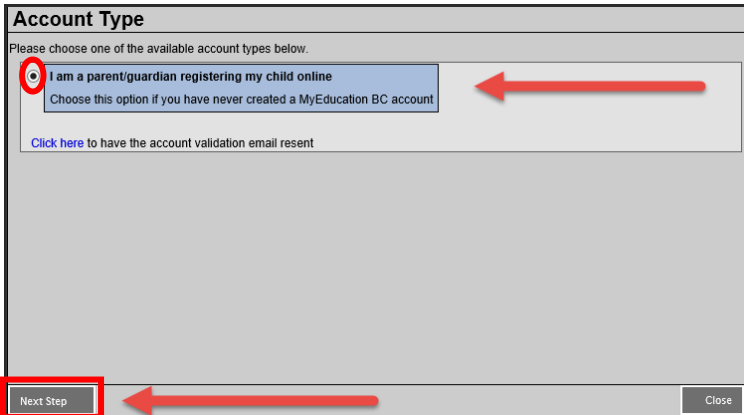
Request an account

Password

I forgot my password

Log On

Click the "Request an account" link under the Login ID text box



Account Type

Please choose one of the available account types below.

I am a parent/guardian registering my child online  
Choose this option if you have never created a MyEducation BC account

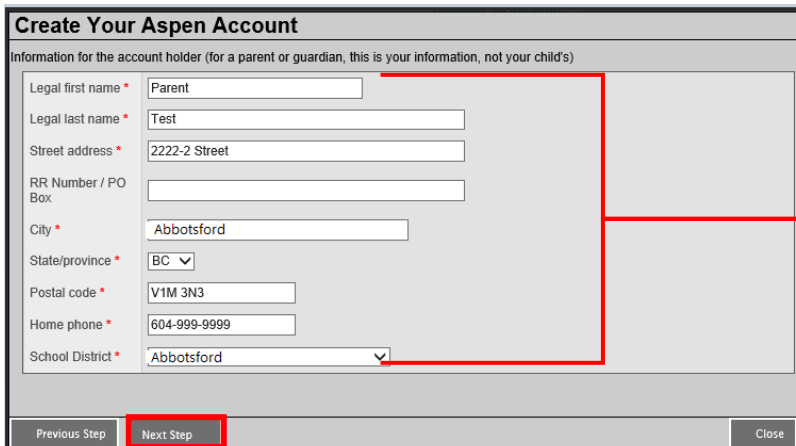
[Click here](#) to have the account validation email resent

Next Step

Close

In the new window select the "I am a parent/guardian registering my child online" option. (default option)

Click "Next Step" to continue account creation.



Create Your Aspen Account

Information for the account holder (for a parent or guardian, this is your information, not your child's)

Legal first name \* Parent

Legal last name \* Test

Street address \* 2222-2 Street

RR Number / PO Box

City \* Abbotsford

State/province \* BC

Postal code \* V1M 3N3

Home phone \* 604-999-9999

School District \* Abbotsford

Previous Step

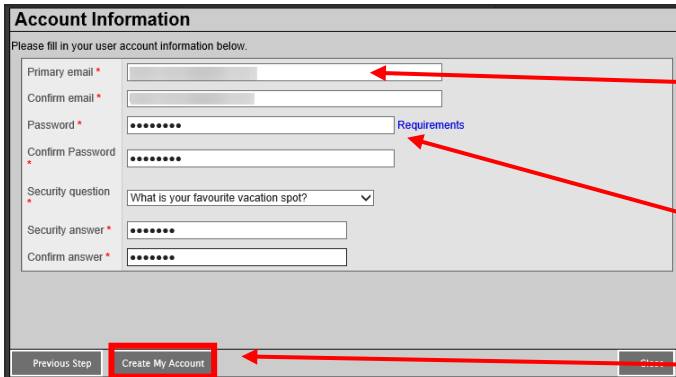
Next Step

Close

Enter Parent Information to create your account.

Red asterisk (\*) fields must be completed to proceed to next step.

Set password and security question. The login ID will be the email entered in this screen.



Your **email** address will be your **Login ID** so enter it carefully.

**Password Requirements**

- Minimum length is 8
- At least one number
- At least one capital and lowercase letter
- At least one symbol that isn't a letter or number
- Can't contain 'password', login name, first name, middle name, last name, date of birth, personal id, or only sequential letters or numbers

Click **“Create My Account”**

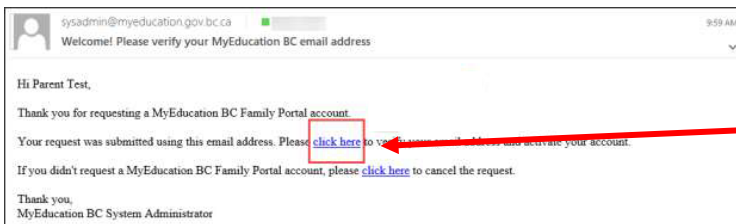
Confirmation needed for process to finish



Open your email (the one used to create your account) to verify/activate you new MyEducation BC account request.

← Click Close

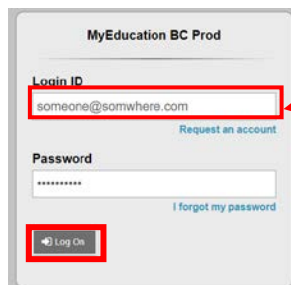
Verification Email sent to parent



**Note:**

You **MUST** click on the **first “Click here”** link to verify and activate your account.

Email verification is complete. The parent /guardian can now log into the MyEducation BC website using the email address and password that they created in this process.

**Note:**

The login ID is case sensitive. You will need to enter your email in the login field exactly how you entered it in the account creation.